


# 20 A

750 V  
U<sub>MAX</sub>

## DECONTACTOR™ DX1

MARECHAL ELECTRIC FRANCE

 II 2 G D      Ex de IIC      tD A21  
 -25 °C ≤ Ta ≤ +60 °C      T5      T84 °C  
 -25 °C ≤ Ta ≤ +50 °C      T6      T74 °C  
 IECEx LCI 09.0014/LCIE 05 ATEX 6127



IP65



2,5-10 mm<sup>2</sup> <sup>(1)</sup>



METAL



IK10



-25 °C  
+60 °C



ATEX



1, 2,  
21, 22



EMC

<sup>(1)</sup> Flexible and stranded wiring (min.-max.).



**Other configurations  
on request**

**Locking position  
connected or  
disconnected by  
lockable shaft.**

### STANDARDS

International and European  
IEC/EN standards

60079-0, 60079-1, 60079-7, 60079-31, 60309-1, 60309-4,

Protection mode

de, tD



**Each socket outlet  
or inlet must be  
associated with a box,  
a sleeve or a handle.**

**SOCKET-OUTLET**  
female  
DX1



**INCLINED  
APPLIANCE**  
inlet  
DX1




**PLUG**  
male  
DX1



220-250 V AC	1P+N+E	2624015	2626015	8-13 mm	2621015
380-440 V AC	3P+E	2624013	2626013	8-13 mm	2621013
380-440 V AC	3P+N+E	2624017	2626017	8-13 mm	2621017


► Other currents, voltages, frequencies and contact configurations are available (see page 14).

## REFERENCES ACCESSORIES

WALL BOX	Cable gland entry	Cable outer Ø	Reference
<b>WALL BOX METAL 90° EX METAL CABLE GLAND INCLUDED*</b>			
	M20	8-13 mm	262AB53
	M25	9-16 mm	262AB5325M
	M32	12-21 mm	262AB5332M

\* Optional versions for earth continuity are available, please contact us

OPTIONS	Reference
<b>INLET CAP IP66/IP67</b>	
	262A926

HANDLES	Cable gland entry	Cable outer Ø	Reference
<b>STRAIGHT HANDLE METAL BOX EX METAL CABLE GLAND INCLUDED*</b>			
	M20	8-13 mm	262A963
	M25	9-16 mm	262A95325M
	M32	12-21 mm	262A95332M

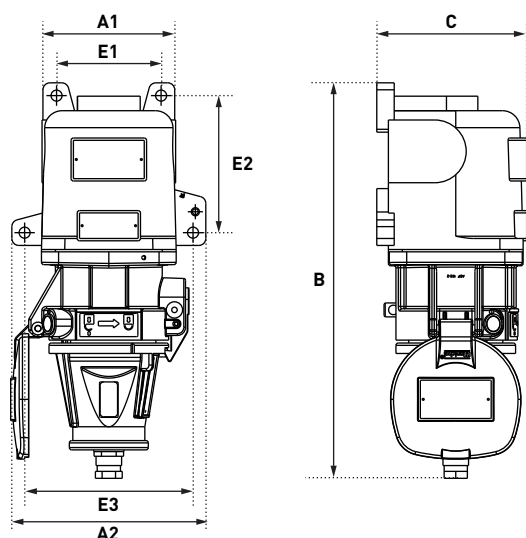
### ELECTROMAGNETIC COMPATIBILITY (EMC) ● NEW



Please order a metal accessory herewith,  
together with a Ex EMC cable gland  
to be found on page 318.

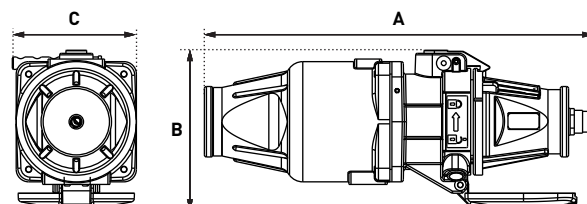
## DRAWINGS AND DIMENSIONS

PLUG ON WALL MOUNTED SOCKET



A1	A2	B	C	E1	E2	E3
115	145	341	129	90	118	168

COUPLER



A	B	C
116	154	352